

Oxford® Elara™

The illuminating solution
for your ceiling lift needs.



By building upon Oxford's ingenuity, Joerns Healthcare is taking safe patient handling to new levels and revolutionising the care environment. Committed to providing a complete line of innovative, patient-focused solutions, Joerns is helping organisations prevent caregiver and patient injuries, minimise falls, reduce the severity of pressure injuries, and increase patients' mobilisation.

Designed with the patient, caregiver, and service personnel in mind, the Oxford Elara™* emphasises safety, reliability and ease of use. It provides an exceptional solution, tested to the most stringent international standards, and its extensive set of integrated safety systems ensures the patient and caregiver feel secure at all times. Service and maintenance can be performed quickly since no tools are required to remove the Elara from the track or to access its motor, thereby reducing downtime and enabling the product to be used as intended.

Injury and fall prevention are driving forces behind any Oxford design. Innovative features such as the end illumination panels and weight indicator allow caregivers to perform vital job duties safely and with minimal disruption to the patient.

The refreshing blend of contemporary design and maximum functionality ensures the Elara will meet your needs today and as they evolve. Compatible with a variety of comfortable Oxford slings and complemented with an array of optional professional services such as design planning, installation services and technical support to maximise a ceiling lift investment, Elara is sure to provide the perfect overhead lifting solution.

*Patents Pending



The name Oxford® is synonymous with lifts. After engineer John Payne installed his first wall-mounted lift in Oxfordshire, UK in 1954, the first 'Oxford' mobile patient hoist was commercialised and launched onto the general market the following year. The brand name Oxford was chosen because of the rich tradition of medical research and development concentrated in the Oxford region. Though primitive by today's standards, that design is still considered to be one of the forerunners of modern lifts.



Reduces staff injury



Reduces causes of Never Events




In the room and ready when you are



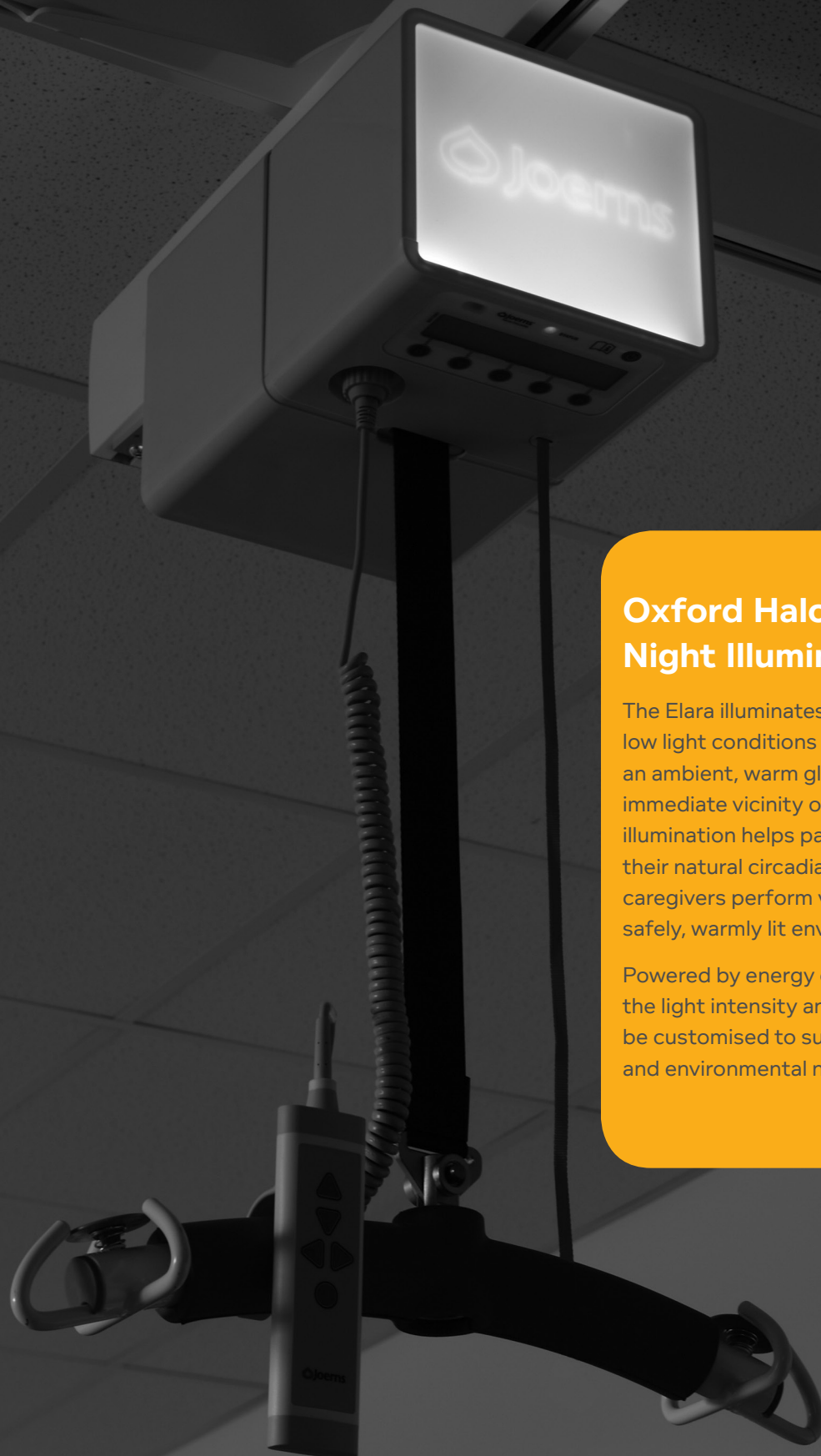
Improves safe patient handling compliance



Provide up to total room coverage



Less space required to operate and store



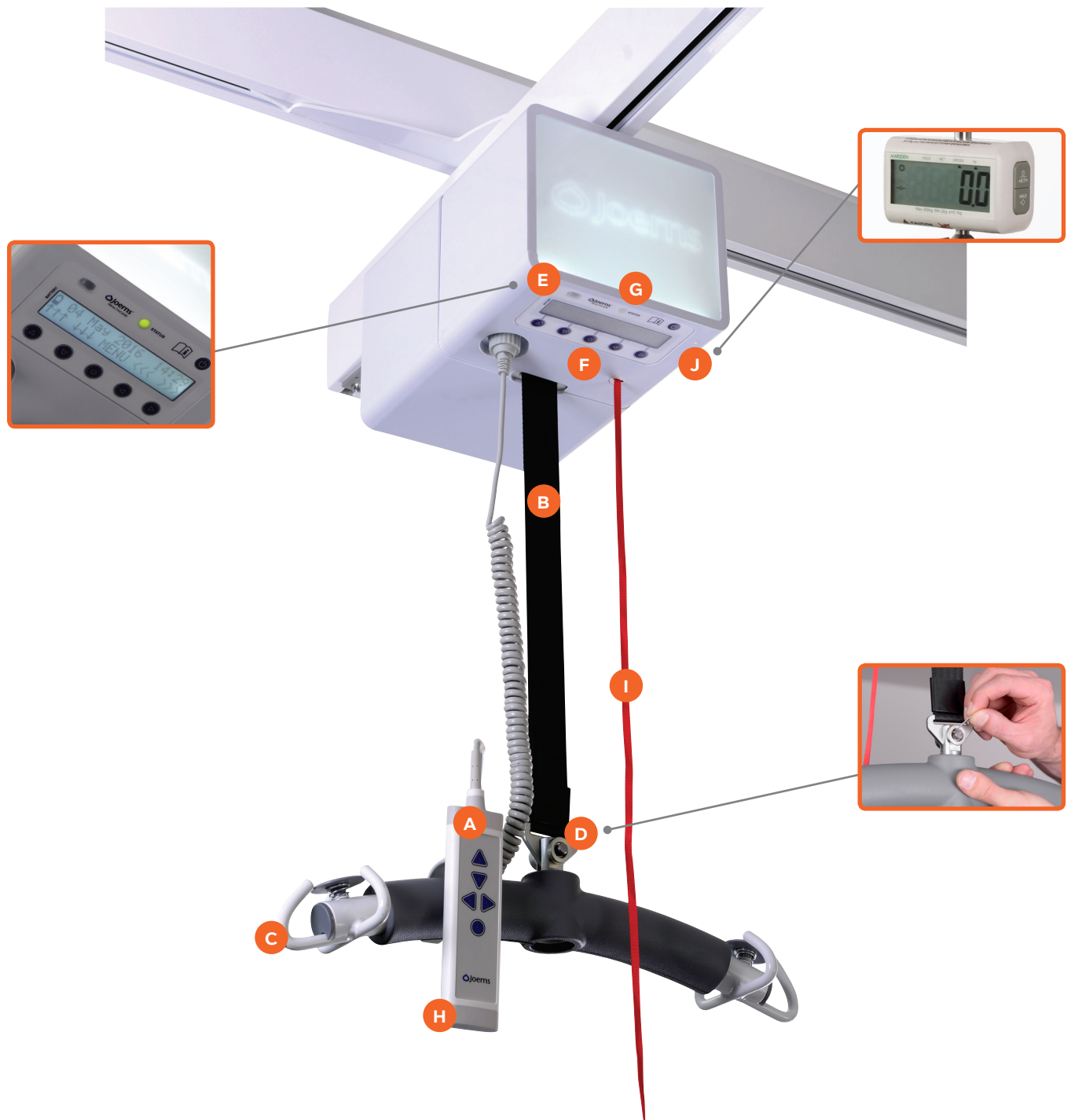
Oxford Halo Night Illumination

The Elara illuminates during use in low light conditions which creates an ambient, warm glow in the immediate vicinity of the lift. Elara's illumination helps patients sustain their natural circadian rhythm while caregivers perform vital tasks in a safely, warmly lit environment.

Powered by energy efficient LEDs, the light intensity and duration can be customised to suit individual and environmental needs.

Oxford® Elara™

Convenience and Safety



- A** Unique Elara Chauffeur™*
- B** Extensive Lifting Range
- C** Choice of Spreader Bars
- D** Quick Release Spreader Bar
- E** Backlit LCD Screen
- F** Intuitive User Controls
- G** Power Save / Sleep Mode
- H** Durable Hand Control
- I** Safety Systems
- J** Scale Option

*Patents Pending

A Unique Elara Chauffeur™*

The unique 4-wheel drive power traverse option offers excellent in-rail traction and reduces the effort required by the caregiver when transferring and positioning patients.

B Extensive Lifting Range

With a lifting range of 2400mm, the Elara can transfer patients from the floor to high surfaces, making it suitable for a variety of environments.

C Choice of Spreader Bars

The Elara's compatibility with multiple spreader bars allows a wider choice of slings to meet the patient and facility's specific needs.

D Quick Release Spreader Bar

Easily detached from the lifting strap via a simple and safe quick release mechanism, the spreader bar allows for fast and effective changeovers, ultimately enabling broader applications and clinical use. The quick release mechanism provides positive feedback indicating the spreader bar is securely in place.

E Backlit LCD Screen

The large, backlit LCD screen makes reading and navigating the menus, Oxford Smart Monitor data and safety warnings easier.

F Intuitive User Controls

Icon driven user controls allow access to service related data, customisable settings and backup controls with ease. The lift can be fully operated from these controls for urgent needs.

G Power Save / Sleep Mode

To conserve battery life, the Elara automatically switches to sleep mode after a short period of inactivity. Full operating power is restored when user input is detected.

H Durable Hand Control

Rated to IPX4, the hand control is protected from splashing water ensuring incidental water exposure does not impede the use of the lift.

I Safety Systems

The Elara has a host of safety features including an overload safety meter, an emergency stop and a slow emergency lower function coupled with both audible and visual alerts. Patient and caregiver safety is always at the forefront of every Joerns design.

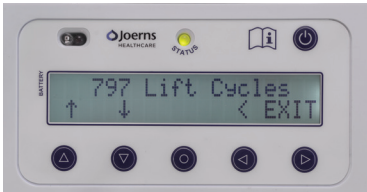
J Scale Option

Weight fluctuations can be early warning signs of healthcare concerns. Elara can be fitted with a Class III scale, offering medically approved accuracy and traceability, all with a dual screen display for ease of use.

Oxford Smart Monitor

Fully supportive of LOLER (1998), the Smart Monitor accurately records usage and diagnostic data for your lift as well as potential misuse. The intelligent system reminds you to schedule key service and maintenance, helping to safeguard the lift's optimum condition, reducing downtime and promoting product longevity and uninterrupted care.

The following data points are readily accessible from the menu:



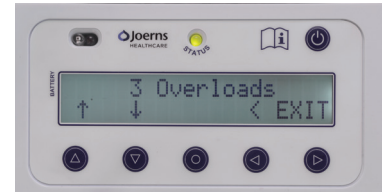
LIFT CYCLE COUNTER

Accurately records and displays the total number of lift cycles performed.



WORK COMPLETED

Records the precise amount of work completed by the lift's motor over its lifetime.



OVERLOAD DETECTION

Records the number of instances a lift in excess of the safe working load has been attempted.

Simplified Service & Maintenance

The Elara is purposely designed for ease of servicing, requiring no tools for a number of common tasks. This reduces downtime and contributes to a more efficient care environment for all.



LIFT




TWIST



LOWER


Detachment from the rail takes a matter of seconds. Simply disconnect the charge lead on top of the lift motor and lift, twist and lower the Elara from its trolley. Attachment is in reverse sequence; remember to connect the charge lead to finish.



The charge lead is easily connected or disconnected from the lift motor.



The Elara's outer covers are removable, allowing quick access to internal components for service and maintenance.



DATA DOWNLOAD



The intelligent Oxford Smart Monitor continuously records detailed usage data, enabling the service engineer to understand exactly how the lift has been used. A full diagnostic report is readily available for download via computer connectivity.

Configurable Safe Working Load

Where intended use and safe working load limitations allow, the Elara (227kg SWL) can be configured to a choice of two lower lifting capacities providing installation flexibility where budgetary constraints are prohibitive. By reducing the lifting capacity, track lengths can span with fewer fixing points, leading to a reduction in installation time and labour costs.

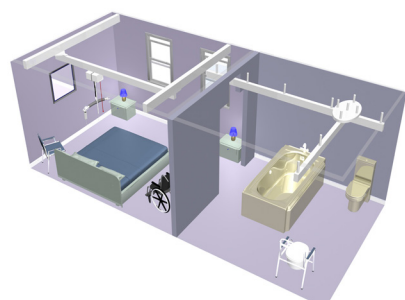



Save up to 25% on installation fixings & labour costs




Track Options & Accessories

Joerns offers a wide range of track, transitions and accessories offering incredible versatility.



For more information on installation possibilities, see our Joerns Track, Transition, and Accessories Brochure at Joerns.co.uk or consult Joerns directly.



Oxford Patient Slings

Oxford has been designing and manufacturing slings, the all important patient interface, for over 60 years. There is an Oxford sling to meet every need. Fabric options are available, as well as specialty slings for hygiene, toileting, repositioning, turning and gait training.



Technical Specifications

| | |
|-----------------------------------|---------------------------------|
| Safe Working Load | 227 kg (35 st) / 284 kg (44 st) |
| Weight (exc. spreader bar) | 12 kg |
| Charging Time (Max) | 6 Hours |
| Lifts Per Charge (80kg) | 40 |
| Lifting Range | 2,400 mm |
| Loaded Lifting Speed | Up to 3.4 cm/sec |
| Chauffeur™ Speed (4-way) | 15 cm/sec |
| Noise | 63 dB |
| Intended Operating Environment | +5°C to 40°C |
| Ingress Protection - Hand Control | IPX4 |

Electrical Specifications

| | |
|---------------------------------------|----------------------------|
| Battery | 2 x 12V SLA (Rechargeable) |
| Battery Capacity | 2.3 Ah |
| Charger Rated Input | 110 - 240 VAC, 50 - 60 Hz |
| Charger Rated Output | 29.4V DC, 0.5A Max |
| Electrical Shock Protection - Charger | Class II |
| Electrical Shock Protection - Lift | Internal Power Source |
| Degree of Shock Protection - Charger | Type B |
| Degree of Shock Protection - Lift | Type B |

Safety Features

| | |
|---------------------------------------------------|---|
| Soft Start/Stop | ☑ |
| Overload Protection | ☑ |
| Emergency Stop | ☑ |
| Emergency Lower (Electric) | ☑ |
| Emergency Lower (Mechanical) | ☑ |
| Up/Down Limit Switch | ☑ |
| Auto Safety Brake | ☑ |
| On-board Warning Notifications (Visual / Audible) | ☑ |

Power Features

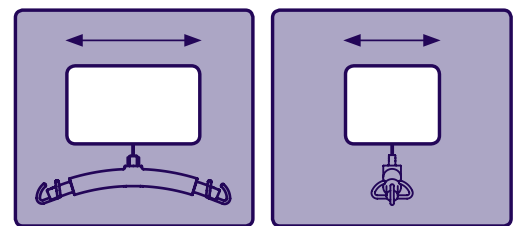
| | |
|-------------------------|---|
| Sleep Mode (Power Save) | ☑ |
| Battery Level Indicator | ☑ |
| Low Battery Alarm | ☑ |
| Charging Indicator | ☑ |

Joerns Healthcare manufactures Elara to ISO 13485



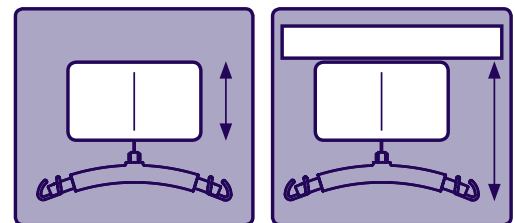
Product Dimensions

The Elara maintains a clean and compact profile while not in use.



314 mm

210 mm



179 mm

350 mm

Testing Standards

The Oxford® Elara™ is fully compliant with the following standards and directives:

- BS EN 10535
- IEC 60601-1 3rd Edition
- IEC 60601-1-2 Class B EMC
- IEC 60601-1-11
- 93/42/EEC General Medical Devices Directive

Warranty

Please reference the user manual or contact your authorised representative for details.